


A3000-1000-1X Features:

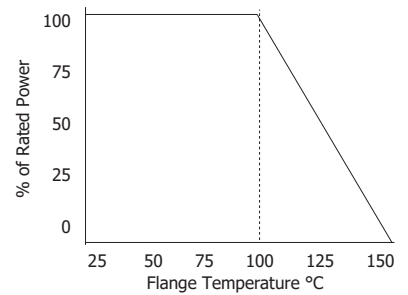
- Flange Mount
- High Rated Power
- Customer Defined Testing Available
- RoHS Compliant

A3000-1000-1X Parameters:

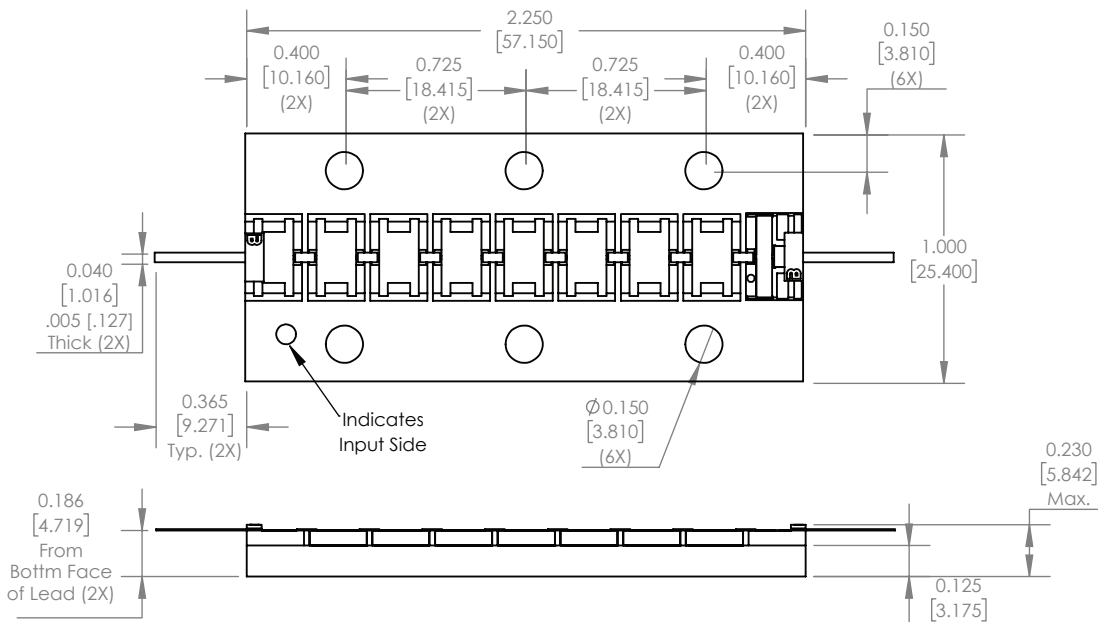
Nominal Attenuation:	30dB	
Operating Frequency:	DC - 4.5GHz	
Attenuation Tolerance:	±1.0dB	
Input Return Loss (Typical)*:	22dB or Better	(DC - 3GHz)
	19dB or Better	(>3 - 4.5GHz)
Output Return Loss (Typical)*:	24dB or Better	(DC - 3GHz)
	21dB or Better	(>3 - 4.5GHz)
Input Power:	1000W**	
Reverse Input Power:	20W**	
Impedance:	50Ω	
Resistor Construction:	Thick Film on BeO	
Flange Construction:	Silver Plated Copper	
Lead Construction:	Silver Plated Copper	
Operating Temperature:	-55 to +150°C	



A3000-1000-1X Power Derating Curve



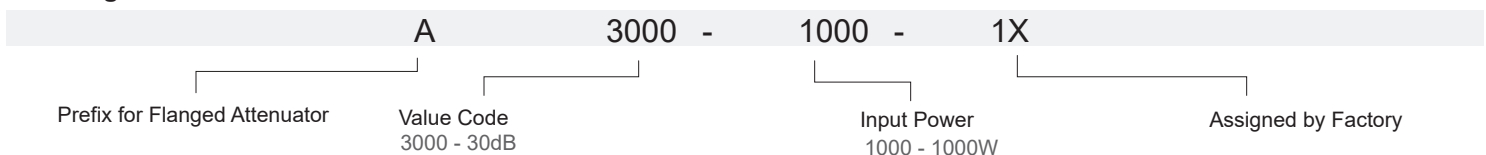
A3000-1000-1X Dimensions:



Dimensions in inches [mm]
Tolerance is ± 0.010 [0.254]
unless otherwise stated

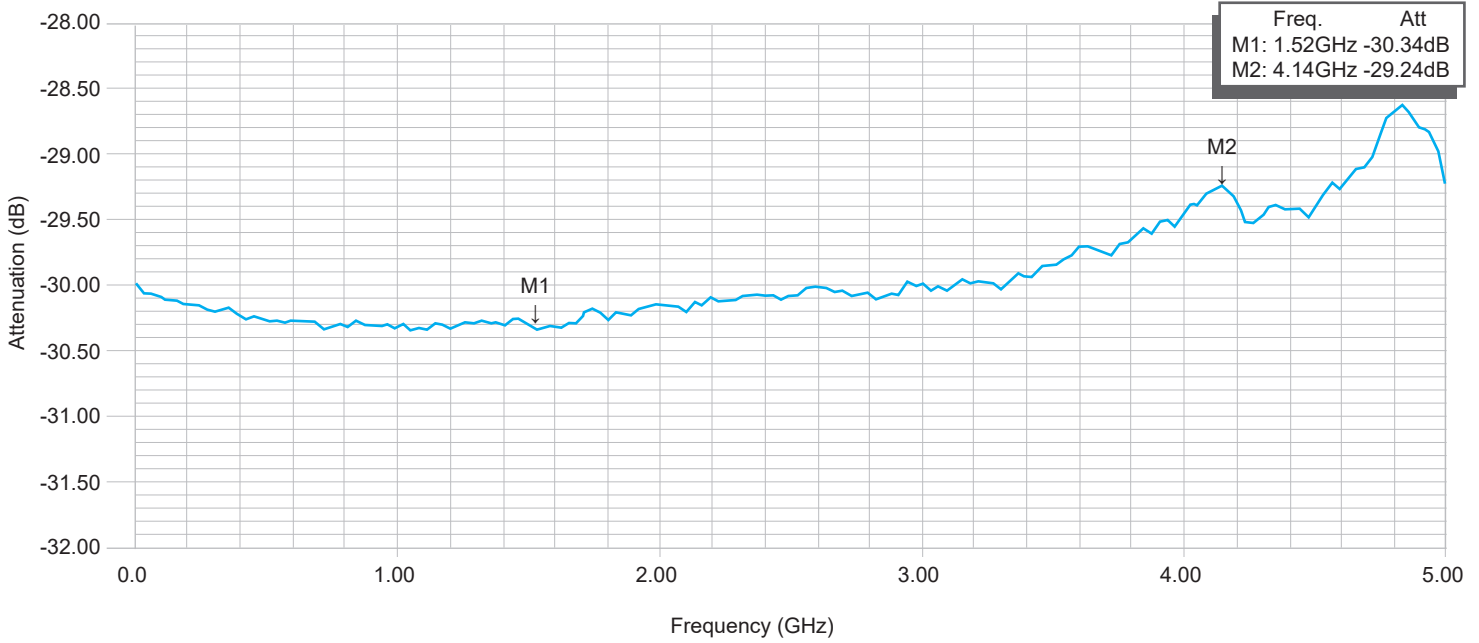
* In a matched, continuous 50Ω system with proper workmanship
** Rating based on ≤100°C constant baseplate temperature

Ordering Information:

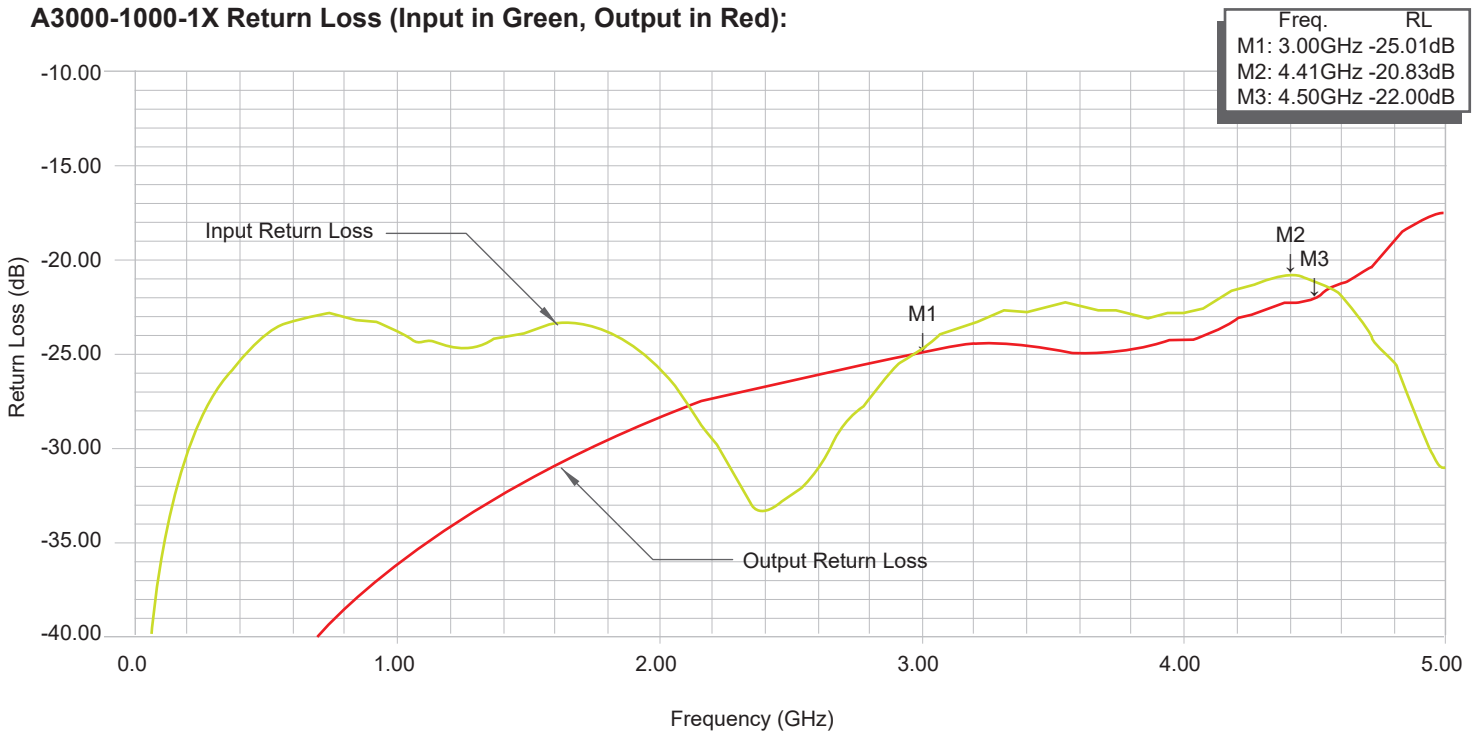


Barry Industries reserves the right to change part number and/or process without notification.

A3000-1000-1X Attenuation Accuracy:



A3000-1000-1X Return Loss (Input in Green, Output in Red):



Barry Industries reserves the right to change part number and/or process without notification.

Barry Industries maintains an ISO9001 Certified Quality Management System and is an ITAR Registered company.

A3000-1000-1X Reliability Data:

Parameter:	Test Condition:	Results:
Short Time Overload	Apply 1.1x Rated Power for 5 Seconds.	≤ 5.0% Resistance Shift
Rated Load Life	Apply 1/2 Power Under 40°C ±2°C 90 Minutes on/ 30 Minutes off. Repeat for 100 hours	≤ 5.0% Resistance Shift
Moisture Resistance	MIL-PRF-55342 para.4.8.9 95% RH, 25°C - 65°C	≤ 5.0% Resistance Shift
Resistance to Soldering Heat (Lead)	MIL-STD-202 Method 210 Test Condition "A"	≤ 5.0% Resistance Shift
Resistance to Soldering Heat (Assembly)	MIL-STD-202 Method 210 Test Condition "J"	≤ 5.0% Resistance Shift
Terminal Strength	MIL-STD-202 Method 211 Test Condition "A" 3lbs. Test Condition "B" 5 bends	No Significant Abnormality (Visual)
Solderability (Lead only)	MIL-STD-202 Method 208 Test C	>95% Covered
High Temperature Storage	125°C ±2°C for 500 Hours	1.) ≤ 5.0% Resistance Shift 2.) No Significant Abnormality (Visual)
Thermal Shock	-5°C to +150°C 30 Minutes Dwell, 5 Cycles	1.) ≤ 5.0% Resistance Shift 2.) No Significant Abnormality (Visual)

Barry Industries reserves the right to change part number and/or process without notification.