



2 Way 2.4mm Power Divider from 10 GHz to 50 GHz Rated at 10 Watts

Power Dividers Technical Data Sheet

PE2079A

Features

- 2-Way Power Divider
- Reactive Design
- 10 to 50 GHz Frequency Range
- Max Power 10 Watts (CW)
- Insertion Loss 1.8 dB Typ
- Isolation > 15 dB

Applications

- Test and Measurement
- Military Communications
- Commercial Communications
- Wireless Communications
- SATCOM

Description

Pasternack carries a wide selection of power dividers to fit your needs. These components are essential in many systems, allowing the combination of multiple signals or splitting of a single signal into multiple signals with equal magnitude and phase. Pasternack's resistive and Wilkinson power dividers come with excellent performance featuring minimal loss, high isolation and low VSWR. They are available in both narrow and broad bandwidths with a variety of connector types such as 2.92mm, BNC, N and SMA.

The PE2079 is a 2-way reactive power divider that operates from 10 to 50 GHz and can handle up to 10 Watts (CW) with 1.8 dB typ insertion loss and 15 dB min isolation. The package interface uses 2.4mm female connectors and is REACH and RoHS compliant.

Electrical Specifications

Design: Reactive
 Number of Output Ports: 2

Description	Minimum	Typical	Maximum	Units
Frequency Range	10		50	GHz
Impedance		50		Ohms
Input VSWR		1.6:1	2:1	
Output VSWR		1.7:1	2:1	
Insertion Loss		1.8	2.5	dB
Isolation	15			dB
Amplitude Balance			1	dB
Phase Balance			10	Degrees
Input Power (CW)			10	Watts
derated linearly to 10% at +125°C				

Click the following link (or enter part number in "SEARCH" on website) to obtain additional part information including price, inventory and certifications: [2 Way 2.4mm Power Divider from 10 GHz to 50 GHz Rated at 10 Watts PE2079A](#)



2 Way 2.4mm Power Divider from 10 GHz to 50 GHz Rated at 10 Watts

Power Dividers Technical Data Sheet

PE2079A

Specifications by Frequency

Description	F1	F2	F3	F4	F5	Units
Frequency Range	10 to 40	40 to 50				GHz
Insertion Loss, Max	2	2.5				dB

Electrical Specification Notes:

Max input power rated for load VSWR better than 2.0:1.

Mechanical Specifications

Size

Length	1 in [25.4 mm]
Width	1 in [25.4 mm]
Height	0.37 in [9.4 mm]
Weight	0.0695 lbs [31.52 g]
Housing Material and Plating	Aluminum

Configuration

Package Type	Connectorized
Input Connector	2.4mm Female
Output Connectors	2.4mm Female

Environmental Specifications

Temperature

Operating Range	-54 to +125 deg C
-----------------	-------------------

Compliance Certifications (see [product page](#) for current document)

Plotted and Other Data

Notes:

2 Way 2.4mm Power Divider from 10 GHz to 50 GHz Rated at 10 Watts from Pasternack Enterprises has same day shipment for domestic and International orders. Our RF, microwave and millimeter wave products maintain a 99.4% availability and are part of the broadest selection in the industry.

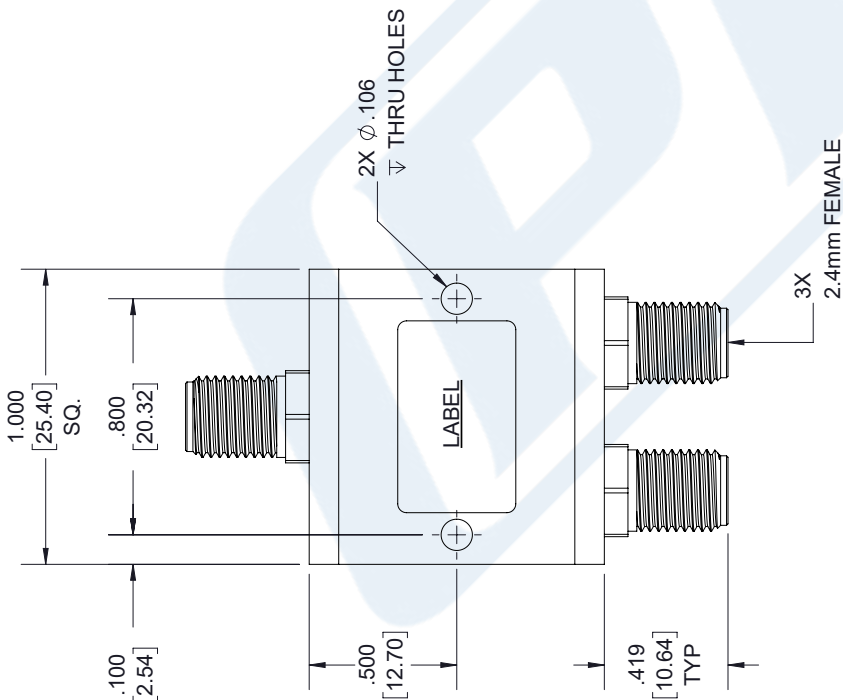
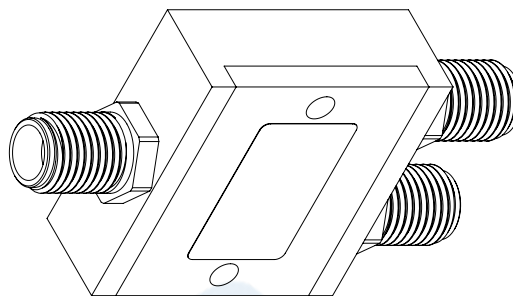
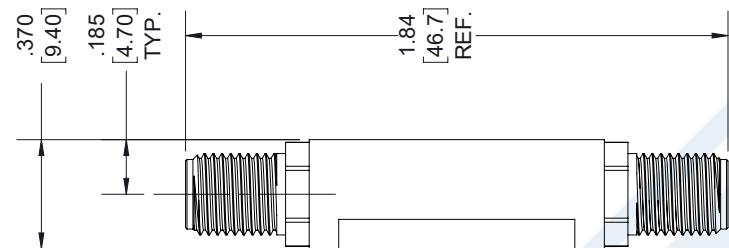
Click the following link (or enter part number in "SEARCH" on website) to obtain additional part information including price, inventory and certifications: [2 Way 2.4mm Power Divider from 10 GHz to 50 GHz Rated at 10 Watts PE2079A](#)

URL: <https://www.pasternack.com/2-way-2.4mm-power-divider-50-ghz-pe2079a-p.aspx>

The information contained in this document is accurate to the best of our knowledge and representative of the part described herein. It may be necessary to make modifications to the part and/or the documentation of the part, in order to implement improvements. Pasternack reserves the right to make such changes as required. Unless otherwise stated, all specifications are nominal. Pasternack does not make any representation or warranty regarding the suitability of the part described herein for any particular purpose, and Pasternack does not assume any liability arising out of the use of any part or documentation.

PE2079A CAD Drawing

2 Way 2.4mm Power Divider from 10 GHz to 50 GHz Rated at 10 Watts



LABEL

PPE PASTERNAK
THE ENGINEER'S RF SOURCE
www.PASTERNAK.com
PE2079A
F: 10 - 50 GHz
YYYY

STANDARD TOLERANCES

.X ±0.2
.XX ±0.01
.XXX ±0.005

*STANDARD TOLERANCES APPLY ONLY TO DIMENSIONS IN INCHES



Pasternack Enterprises, Inc.
P.O. Box 16759 | Irvine | CA | 92623

Phone: (949) 261-1920 | Fax: (949) 261-7451
Website: www.pasternack.com | E-Mail: sales@pasternack.com

DWG TITLE

PE2079A

NOTES:
1. UNLESS OTHERWISE SPECIFIED ALL DIMENSIONS ARE NOMINAL.
2. ALL SPECIFICATIONS ARE SUBJECT TO CHANGE WITHOUT NOTICE AT ANY TIME.
3. DIMENSIONS ARE IN INCHES [mm].

CAGE CODE 53919

CAD FILE 11/06/18

SCALE N/A

SIZE A

7361