

Coaxial

Inner-Outer DC Block

BLKD-183-S+

50Ω 0.01 to 18 GHz

The Big Deal

- Ultra-wideband, 10 MHz to 18 GHz
- Excellent Return Loss, 20 dB at 8GHz typ
- Low insertion loss, 0.43 dB typ



CASE STYLE: FF1048-2

Product Overview

Mini-Circuits' BLKD-183-S+ is a coaxial inner-outer DC Block supporting a wide range of applications from 10 MHz to 18 GHz including Ku band test and measurement and more. This model provides low insertion loss, excellent return loss and DC voltage handling up to 200V. The unit features SMA-Female connector at one end and SMA-Male connector at the other end and comes housed in a rugged stainless steel body, measuring only 0.5" in diameter and 1.3" in length.

Key Features

Features	Advantages
Wideband, 10 MHz to 18 GHz	Wide frequency range up to 18 GHz provides application flexibility and makes this model ideal for broad-band and multi-band use.
Inner-Outer DC Block	Blocks DC current flow at the inner and outer conductor
Excellent Return Loss, 20 dB typ at 8 GHz	Provides good matching for 50Ω systems and minimizes signal reflections across wide frequency range enabling its use in test and measurement.
Low insertion loss, 0.43 dB typ.	Provides excellent signal power transmission from input to output.
Stainless steel construction.	Stands up to wear and tear in demanding test environments and provides excellent reliability.
Very wide operating temperature range, -65 to +125°C	Withstands extreme operating conditions and is suitable for use near high power components where heat rise is common and for use in over temperature tests

Coaxial

Inner-Outer DC Block

BLKD-183-S+

50Ω 0.01 to 18 GHz

Maximum Ratings

Operating Temperature	-65°C to 125°C
Storage Temperature	-65°C to 125°C
DC Input Voltage at inner/outer conductor	200V

Permanent damage may occur if any of these limits are exceeded.

Features

- broadband performance
- low insertion loss
- rugged unibody construction
- off-the-shelf availability
- both an Inner and Outer DC Block

Applications

- test and measurement instrumentation



Generic photo used for illustration purposes only

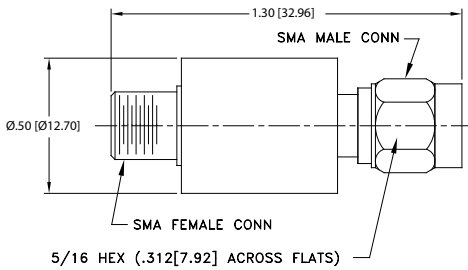
CASE STYLE: FF1048-2

SMA Connectors	Model
Female-Male	BLKD-183-S+

+RoHS Compliant

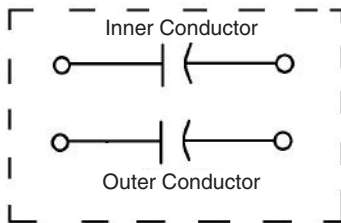
The +Suffix identifies RoHS Compliance. See our web site for RoHS Compliance methodologies and qualifications

Outline Drawing



Weight: 10 grams MAX
Dimensions are in inches (mm)

Electrical Schematic

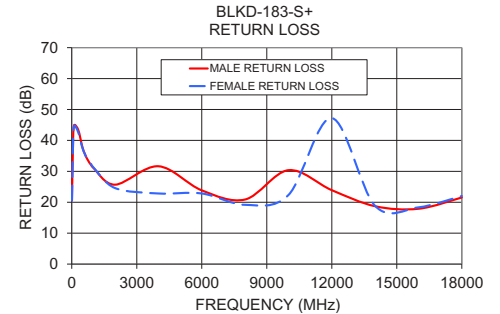
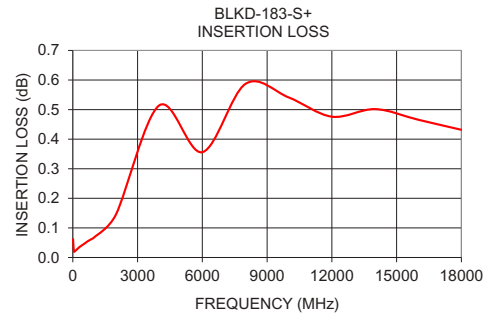


Electrical Specifications at 25°C

Parameter	Frequency (MHz)	Min.	Typ.	Max.	Unit
Frequency Range		0.01	—	18	GHz
Insertion Loss	100 - 18000		0.43	0.80	dB
Return Loss	100 - 14000	16.5	25.42	—	dB
	14000 - 18000	15.5	18.52	—	

Typical Performance Data

Frequency (MHz)	Insertion Loss (dB)	Return Loss (dB)	
		Input Female	Output Male
10.00	0.06	20.57	20.57
50.00	0.02	35.63	35.64
100.00	0.02	44.74	44.50
300.00	0.03	43.40	42.60
500.00	0.04	37.66	37.43
700.00	0.06	34.17	34.20
900.00	0.06	31.97	32.25
1000.00	0.07	31.10	31.25
2000.00	0.15	25.68	24.58
4000.00	0.51	31.64	22.83
6000.00	0.36	23.85	22.84
8000.00	0.59	20.89	19.17
10000.00	0.54	30.38	22.34
12000.00	0.48	23.91	47.23
14000.00	0.50	18.71	18.82
16000.00	0.47	17.89	18.34
18000.00	0.43	21.54	22.03



Notes

- Performance and quality attributes and conditions not expressly stated in this specification document are intended to be excluded and do not form a part of this specification document.
- Electrical specifications and performance data contained in this specification document are based on Mini-Circuit's applicable established test performance criteria and measurement instructions.
- The parts covered by this specification document are subject to Mini-Circuits standard limited warranty and terms and conditions (collectively, "Standard Terms"); Purchasers of this part are entitled to the rights and benefits contained therein. For a full statement of the Standard Terms and the exclusive rights and remedies thereunder, please visit Mini-Circuits' website at www.minicircuits.com/MCLStore/terms.jsp

