

TA50R0-250-31X Features:

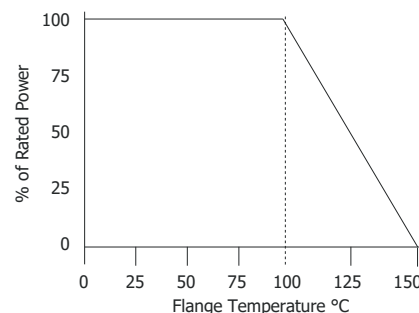
- Flange Mount
- RoHS Compliant
- Customer Defined Testing Available
- Optimized for 5.8GHz
- Covered Resistor Element
- ±5% Resistor Tolerance



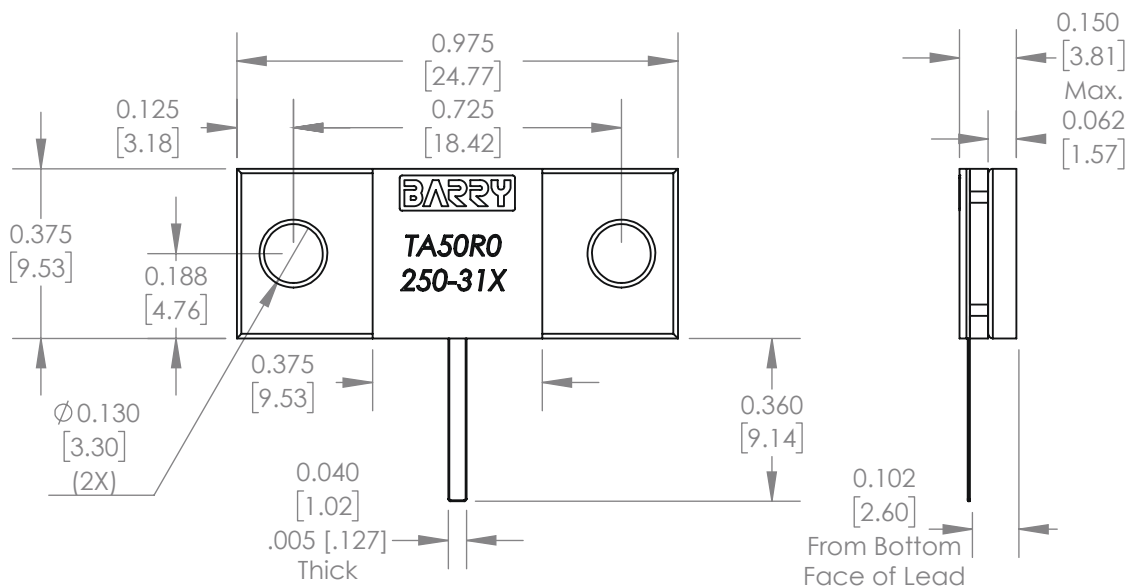
TA50R0-250-31X Parameters:

Operating Frequency:	4.8 - 15GHz
Rated Power:	250W*
Return Loss**:	See Page 2
DC Resistance:	22.2Ω ±5%
Impedance:	50Ω
Resistor Construction:	Thick Film on AIN
Flange Construction:	Silver Plated Copper
Lead Construction:	Silver Plated Copper
Operating Temperature:	-55 to +150°C

TA50R0-250-31X Power Derating Curve



TA50R0-250-31X Dimensions:



Dimensions in inches [mm]
Tolerance is ± 0.010 [0.254]
unless otherwise stated

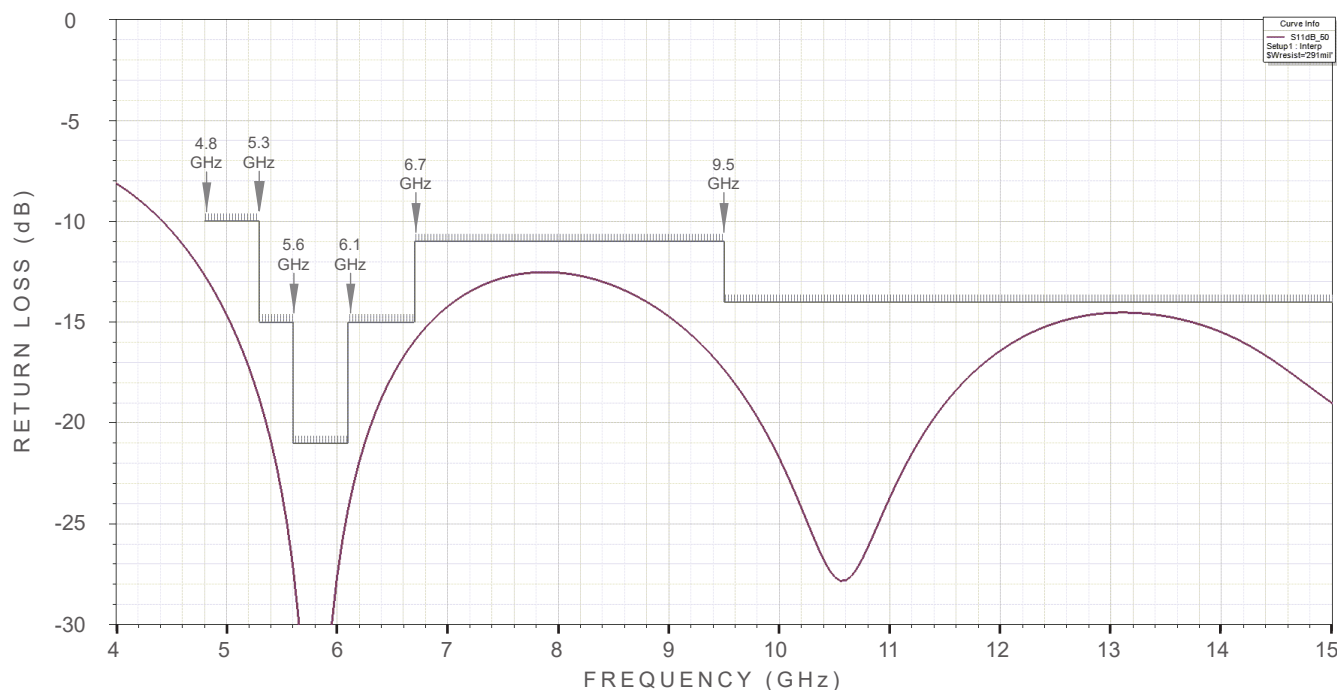
* Rating based on ≤100°C constant flange temperature
** In a matched, continuous 50Ω system with proper workmanship

Ordering Information:

TA	50R0	-	250	-	31X
Prefix for Flanged Termination with AIN Substrate	Value Code 50R0 - 50Ω		Rated Power 250 - 250W		Assigned by Factory

Barry Industries reserves the right to change part number and/or process without notification.

TA50R0-250-31X Return Loss (Typical):



TA50R0-250-31X Reliability Data:

Parameter:	Test Condition:	Results:
Short Time Overload	Apply 1.1x Rated Power for 5 Seconds.	≤ 5.0% Resistance Shift
Rated Load Life	Apply 1/2 Power Under 40°C ±2°C 90 Minutes on/ 30 Minutes off. Repeat for 100 hours	≤ 5.0% Resistance Shift
Moisture Resistance	MIL-PRF-55342 para.4.8.9 95% RH, 25°C - 65°C	≤ 5.0% Resistance Shift
Resistance to Soldering Heat (Lead)	MIL-STD-202 Method 210 Test Condition "A"	≤ 5.0% Resistance Shift
Resistance to Soldering Heat (Assembly)	MIL-STD-202 Method 210 Test Condition "J"	≤ 5.0% Resistance Shift
Terminal Strength	MIL-STD-202 Method 211 Test Condition "A" 3lbs. Test Condition "B" 5 bends	No Significant Abnormality (Visual)
Solderability (Lead only)	MIL-STD-202 Method 208 Test C	>95% Covered
High Temperature Storage	125°C ±2°C for 500 Hours	1.) ≤ 5.0% Resistance Shift 2.) No Significant Abnormality (Visual)
Thermal Shock	-5°C to +150°C 30 Minutes Dwell, 5 Cycles	1.) ≤ 5.0% Resistance Shift 2.) No Significant Abnormality (Visual)

Barry Industries reserves the right to change part number and/or process without notification.