

WR-430 Standard Gain Horn with 10 dBi gain, N Female Connector, Integrated Cage-Style Mount



PE1WAN430-10NF

Features

- 1.7 GHz to 2.6 GHz
- WR-430 Waveguide Band
- 10 dBi Nominal Gain
- N Female Connector
- Ruggedized Aluminum Cage-Style Mount
- Integrates with Positioning Systems

Applications

- Antenna Measurements
- Wireless Communication
- Laboratory Use
- Microwave Radio Systems
- Radome Testing
- Automotive Antenna Test Solutions
- Radar Cross Section
- Satellite Antenna Testing

Description

The PE1WAN430-10NF standard gain horn antenna with integrated cage-style mount (also known as waveguide horn) from Pasternack is part of our comprehensive selection of waveguide antennas. The cage-style mount is a ruggedized aluminum mounting solution that integrates with test and measurement positioning systems, ensuring precise alignment and protection of the antenna. This standard gain horn is mated with a WR-430 to N Female waveguide to coaxial adapter and operates from 1.7 GHz to 2.6 GHz.

Our PE1WAN430-10NF standard gain horn antenna with integrated cage-style mount has a nominal gain of 10 dBi with a Horizontal and Vertical HPBW (Half Power Beam Width) of 52.10 and 51.60 degrees respectively. Pasternack's N Female to WR-430 standard gain horns are available in 10, 15 and 20 dBi models with pyramidal shape and connectorized input.

Waveguide antennas, such as the PE1WAN430-10NF are used in a wide variety of applications due to the high-power handling capability, low loss, high directivity, and near constant electrical performance. Our WR-430 waveguide antennas with N Female interface is part of over 40,000 RF, microwave and millimeter wave components from Pasternack available worldwide and ship same day.

Configuration

Design	WR-430
Polarization	Linear
Coaxial Interface	N Female

Electrical Specifications

Description	Minimum	Typical	Maximum	Units
Frequency Range	1.7		2.6	GHz
Gain		10		
Horizontal Half Power Beam Width		52.1		Degrees
Vertical Half Power Beam Width		51.6		Degrees
Waveguide to Coaxial Adapter				
VSWR		1.3:1		
Input Power (Peak)			500	Watts

Mechanical Specifications

Size	
Length	15.748 in [400 mm]
Width	7.874 in [200 mm]

WR-430 Standard Gain Horn with 10 dBi gain, N Female Connector, Integrated Cage-Style Mount



PE1WAN430-10NF

Height 5.246 in [133.25 mm]
Weight 3.9752 lbs [1.8 kg]

RF Connector

Type N Female
Body Material and Plating Stainless Steel

Waveguide Interface

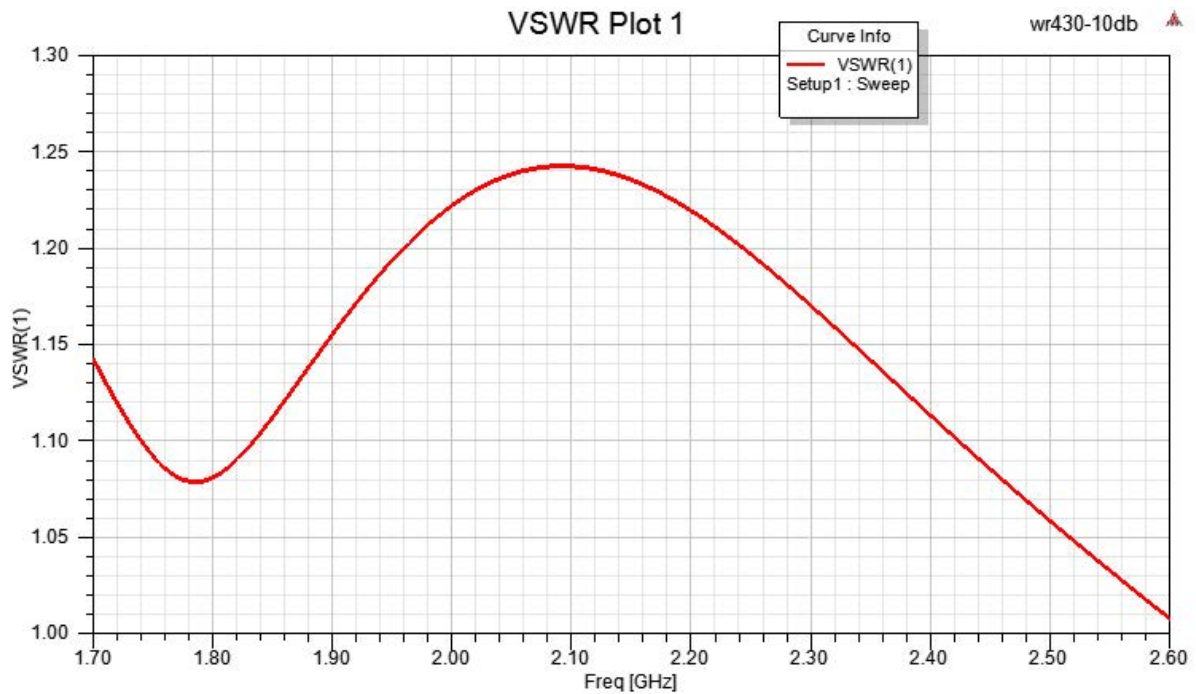
Waveguide Size WR-430
Flange Type Square Cover
Flange Designation None
Body Material and Plating Aluminum

Compliance Certifications (see [product page](#) for current document)

Plotted and Other Data

Notes:

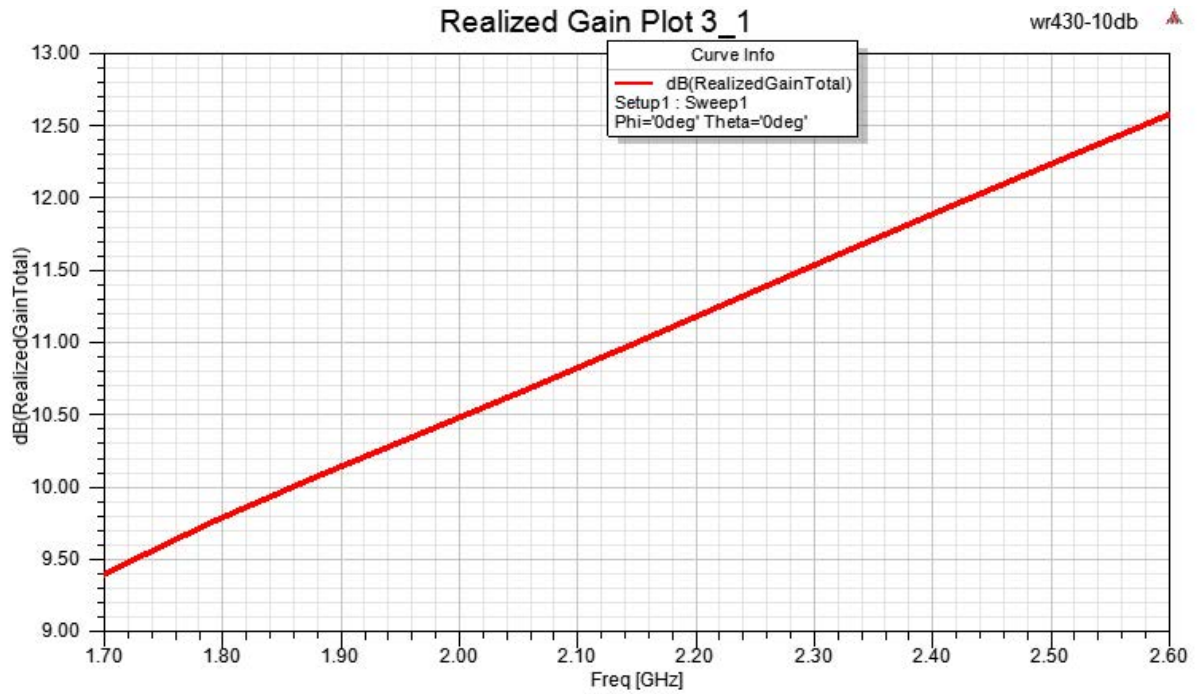
Typical Performance Data



WR-430 Standard Gain Horn with 10 dBi gain, N
Female Connector, Integrated Cage-Style Mount



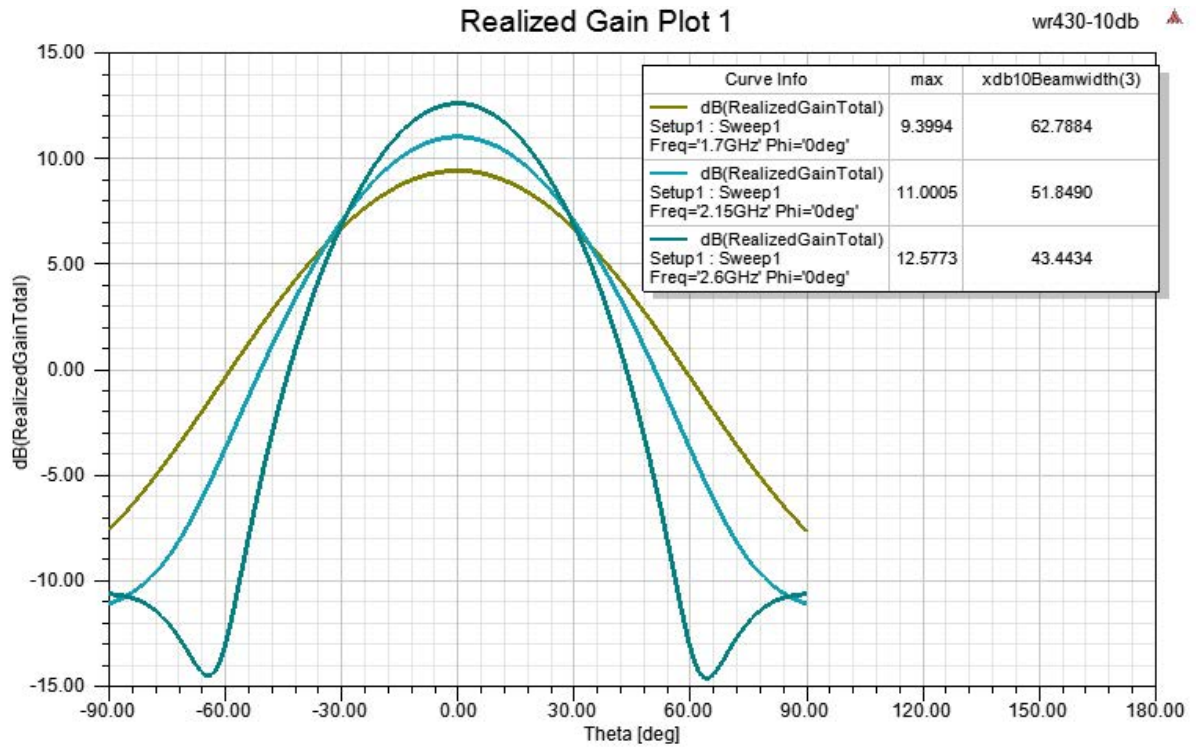
PE1WAN430-10NF



WR-430 Standard Gain Horn with 10 dBi gain, N
Female Connector, Integrated Cage-Style Mount



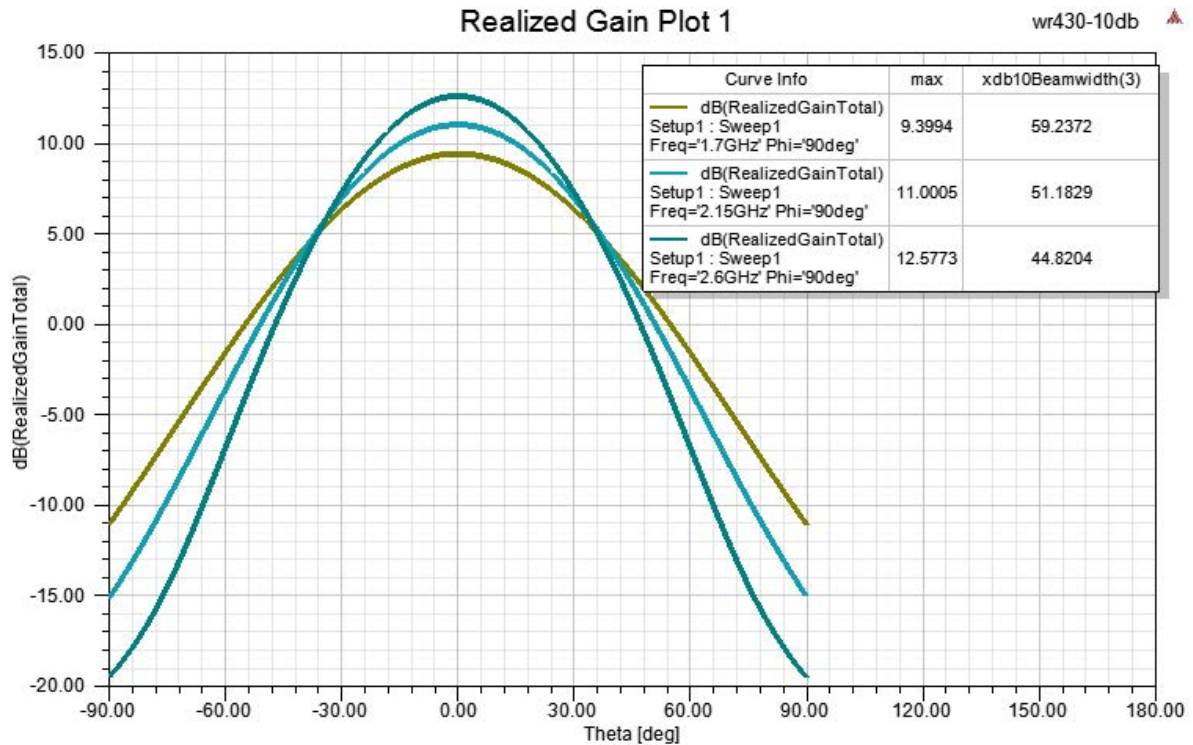
PE1WAN430-10NF



WR-430 Standard Gain Horn with 10 dBi gain, N Female Connector, Integrated Cage-Style Mount



PE1WAN430-10NF



WR-430 Standard Gain Horn with 10 dBi gain, N Female Connector, Integrated Cage-Style Mount from Pasternack Enterprises has same day shipment for domestic and International orders. Our RF, microwave and millimeter wave products maintain a 99.4% availability and are part of the broadest selection in the industry.

Click the following link (or enter part number in "SEARCH" on website) to obtain additional part information including price, inventory and certifications: [WR-430 Standard Gain Horn with 10 dBi gain, N Female Connector, Integrated Cage-Style Mount PE1WAN430-10NF](#)

URL: <https://www.pasternack.com/wr-430-waveguide-standard-gain-horn-antenna-10-db-n-pe1wan430-10nf-p.aspx>

The information contained within this document is accurate to the best of our knowledge and representative of the part described herein. It may be necessary to make modifications to the part and/or the documentation of the part in order to impliment improvements. Pasternack Enterprises reserves the right to make such changes as required. Unless otherwise stated, all specifications are nominal. Pasternack Enterprises does not make any representation or warranty regarding the suitability of the part described herein for any particular purpose, and Pasternack Enterprises does not assume liability arising out of the use of any part or document.

PE1WAN430-10NF CAD Drawing

WR-430 Standard Gain Horn with 10 dBi gain, N Female Connector, Integrated Cage-Style Mount

